







Whole School Overview - Art & Design

EYFS	It's Good to Be Me	Let' Celebrate	Once Upon a Time	All Creatures Great & Small	How Does Your Garden Grow	Wish You Were Here
	<p><u>Line and shape</u></p> <p>Use pencils and fine liners to create simple line drawings of our families.</p> <p><u>Colour</u></p> <p>Explore colour mixing Talk about the colours of our skin, eyes, hair etc. Use oil pastels to create self-portraits.</p>	<p>Environmental art – <u>photography</u></p>  <p>Look at work of Walter Mason, describe what they see and give an opinion about his work. Use Ipads to photograph patterns in nature/natural compositions</p> <p>Design and make cards - Use a range of materials and techniques fix materials together to create Christmas cards. Snowflakes –use templates, paper folding and test a variety of scissor effects to make the best snowflakes</p>	<p>Pastels & wax crayons</p> <p>Use oil pastels and wax crayons to create wax resist pictures with water paint applied over the top. Use to make Chinese dragon or lion picture.</p> <p>Use red paint to paint a fire engine, mix white with other colours to make paint for the skin of a firefighter.</p> <p>Cutting, joining, assembling- Draw around a template to make a fire engine – rectangle & circles for wheels then hole pinch and fix with split pins to make a fire engine.</p>	<p>Collage</p> <p>Use a range of collage materials to create a representation of Noah's Ark.</p> <p><u>Printing</u></p> <p>Understand and practise the technique of printing Print with a variety of objects to create lines, curves, circles, various shapes.</p> <p>Print with fruit & veg. Print patterns on the animals from the ark.</p> <p>Design and make cards - Use a range of materials and techniques fix materials together to create Easter cards.</p>	<p>Artist Study</p> <p>Henri Matisse</p>   <p>Talk about our experience of the spiral in nature: snail shells, whirlpools, flowers etc</p> <p>Collage snail in the style of Matisse</p> <p>Make paper chain caterpillars – experiment with different paper – cut, curl, fix to make paper chain caterpillars. Add details to give a face. Evaluate by saying which paper worked best and why.</p>	<p>Art skills</p> <p>Maria Naita</p>  <p>Explore a variety of art skills e.g., bubble painting, marble painting, string printing-, colour mixing using powder paints.</p> <p>Use the knowledge of their new experiences to create their own artwork.</p> <p>Look at the work of Maria Naita – a famous African artist – sculptor and painter. Create African masks and explore weaving to make baskets like Handa carried.</p>



Year 1	My School	Animals	Plants
	<p>Self portraits Sketching</p> <p>Frida Kahlo</p> <div data-bbox="300 384 488 619" data-label="Image"></div> <div data-bbox="555 411 784 580" data-label="Image"></div> <p>Uses lines to represent objects seen, remembered or imagined.</p> <p>Pencil, pen, charcoal portraits and facial features.</p> <p>Experiments with and enjoys mixing colours - primary colours.</p> <p>Say what they like about their own and other's work.</p>	<p>Sculptures Pencil, pen, charcoal</p> <p>Rosa Bonheur</p> <div data-bbox="969 381 1149 676" data-label="Image"></div> <div data-bbox="1236 448 1408 603" data-label="Image"></div> <p>Becoming more aware of the form, feel, texture and pattern on objects.</p> <p>Uses lines to represent objects seen, remembered or imagined sketches of animals.</p> <p>Say what they like about their own and other's work</p> <p>Use clay to recreate an animal sculpture</p>	<p>Painting/Collage</p> <p>Eric Carle</p> <div data-bbox="1675 362 2045 619" data-label="Image"></div> <p>Uses lines to represent objects seen, remembered or imagined.</p> <p>To cut and draw with some accuracy.</p> <p>Experiments with and enjoys mixing colours.</p> <p>Say what they like about their own and other's work.</p>



Year 2

Great Fire of London

Sketching/Painting

James Rizzi



- Uses line and tone to represent objects – sketchbook designs, annotate what they have seen and know
- Use viewfinders to focus on a specific part of an object before drawing it
- Uses colour to express moods and feelings - sketchbooks


-Identify what they might change in their work next time



India

Collage/Photography
Rangoli Pattern

Pradip Dave



Uses line and tone to represent objects – Rangoli Patterns, explore tone dark to light using pencil, charcoal and paint.

Uses colour to express moods and feelings - colour mixing explored in sketchbooks.

Develops skills of overlapping and overlaying - sketchbook work, annotations of ideas and thoughts.

Compares and recreates form and shape - making Rangoli Patterns using mixed media.

Identify what they might change in their work next time.

(natural materials)

Use Ipad to capture images of completed rangoli patterns.
Use Ipad to manipulate colours/effects.



Habitats

Sculpture

Andy Goldsworthy



-Uses line and tone to represent objects – sketchbook exploration observational drawings of natural objects
-Compares and recreates form and shape - natural objects (leaves, stones, sticks) Take photos of process and final piece for sketchbooks

-annotations of what they have seen and explored
-Identify what they might change in their work next time





Year 3

Stone Age to Iron Age

Pattern techniques
Printing

Yayoi Kusama



Uses line, shade and tone to represent things seen, drawn or imagined

Use viewfinders to focus on specific areas of interest

To use ball point pens to design on polystyrene tiles

Explores colour mixing through printing using two colours and a

variety of materials - sketchbook work leading to final piece.

Directly annotate work, sketches and drawings prior to creating a final piece.

Farming in the UK**Sketching and painting****Giuseppe Archimboldo**

Uses line, shade and tone to represent things seen, drawn or imagined.

Know how to use different grades of pencil to shade and to show different tones and textures.

To introduce primary and secondary colours with the addition of black and white.

Directly annotate work, sketches and drawings prior to creating a final piece – portraits.

**Spain****Painting, sculpture, mural and ceramics****Joan Miro**

To create a 2D image in a 3D piece.

Use clay to create an abstract sculpture based on the work of Joan Miro.

Uses line, shade and tone to represent things seen, drawn or imagined - sketchbook work, exploring pattern, shape and techniques used by Joan Miro .

Explore clay tools and their effects – photos of process in sketchbooks to inform final piece.

Directly annotate work, sketches and drawings prior to creating a final piece.





Year 4

Volcanoes & Earthquakes

Sketching/painting

Nick Rowland




Draws familiar objects from a range of view points (volcanoes).

Use a viewfinder to recreate a specific area and create texture.

Begins to use different types of brushes for a specific purpose and effect.

Explore how to create texture using different sized brushes.



To evaluate the work of artists saying what they like and dislike.



Vikings

Clay sculpture

Jeanne Poiret Boivin



Shows an awareness of texture, shape and form by recreating an image in 3D form – Clay Brooches.

Sketch book explorations of Anglo Saxon patterns and how they are constructed.

Begins to use different types of brushes for a specific purpose and effect - plan colours and patterns for final piece in sketchbooks.


To evaluate the work of artists saying what they like and dislike.

Photograph process for sketchbooks.

Rivers & Water Cycle

Sketching/painting

Claude Monet



Draws familiar objects from a range of view points.

Use a viewfinder to recreate a specific area and create texture.

Begins to use different types of brushes for a specific purpose and effect- acetate paintings.

Explore how to create texture using different sized brushes.

To evaluate the work of artists saying what they like and dislike.



Year 5

The Rainforest

Sketching/painting/photography

John Dyer



Are confident at using a range of materials to produce line, tone and shade (pen, charcoal, oil pastels, fabric).

Investigates symbols, shapes and composition

-Explores the effect of light, colour, tone and texture on a range of natural and man made objects.

To explain why they have chosen a specific media , style or technique. To discuss the impact this has had on their final piece.

Artist study in sketchbooks - explore how John Dyer creates atmosphere and brings the rainforest to lifeUse viewfinders to sketch specific areas of interest in rainforest images



Use ipads to take close up images of leaves/trees. Print and use to look at textures and lines on the leaves in sketchbook work.

Benin Dynasty

Sculpture

Pablo Picasso



Are confident at using a range of materials to produce line, tone and shade.

Investigates symbols, shapes and composition.

Explores how stimuli can be used as a starting point for 3D work (facial features, joining techniques, colour mixing and layering to be explored in sketchbooks).

To explain why they have chosen a specific media , style or technique. To discuss the impact this has had on their final piece.



Explore the work of Pablo Picasso and what they think of the work – sketchbook annotations.



The Victorians

Printing

William Morris



Is confident at using a range of materials to produce line, tone and shade

Investigates symbols, shapes and composition

Explores the effect of light, colour, tone, texture and layering of colours in a range of natural and man made objects

Explore repeating pattern in the natural environment

Recreates images/scenes through relief printing using lino printing

To make connections between own work and patterns in the local environment.






To explain why they have chosen a specific media , style or technique. To discuss the impact this has had on their final piece



Photographs of process leading to final piece





Year 6	World War II	Coastal Studies	Our Changing World
	<p>Sketching/painting</p> <p>John Hutton. An artist who contributed to Coventry Cathedral.</p> <p>Selects appropriate media and techniques to achieve a specific outcome - paint/colour mixing</p> <p>Explores the effect of light, colour, texture and tone on natural and man-made objects</p> <p>Confidently use a range of techniques, colours, to represent things seen, remembered or imagined.</p> <p>Create inspired piece of World War Two art. (Artist study, annotations and designs in sketchbooks)</p> <p>Discuss the artists above and how his work has influenced your art</p> <p>To explain why they have chosen a specific media or technique and the impact this has had on their final piece.</p>  	<p>Painting /sketching</p> <p>Andy Warhol</p>  <p>To create a colour palette, demonstrating mixing techniques.</p> <p>Confidently use and explore a range of techniques, colours, effects to represent things seen, remembered or imagined.</p> <p>Use key vocabulary to demonstrate knowledge: blend, mix, line, tone, shape, abstract, colour.</p> <p>Create own inspired artwork of Andy Warhol (Artist study, annotations and designs in sketchbooks)</p> <p>To explain why they have chosen a specific media or technique (repeat pattern, contrast and use of colour) and the impact this has had on their final piece.</p>	<p>Printing</p> <p>Georgia O'Keefe</p>  <p>Selects appropriate media and techniques to achieve a specific outcome</p> <p>To create images by selecting a style of printing. To give explanation for their choices. Lino, cardboard, polystyrene, printing on a range of materials (fabric, paper, acetate)</p> <p>To explain why they have chosen a specific media or technique and the impact this has had on their final piece. Sketch book photographs and annotations</p> 



Further Opportunities:
Whole school events e.g. Jubilee Art
Competitions – Nuneaton Festival of Arts and local poster competitions

Artist	Country	Male/Female
Henri Matisse	France	Male
Pradip Dave	India	Male
James Rizzi	America	Male
Andy Goldsworthy	England	Male
Guiseppe Archimboldo	Italy	Male
Yayoi Kusama	Japan	Female
Joan Miro	Spain	Male
Nick Rowland	England	Male
Concetta Perot	England	Female
Pablo Picasso	Spain	Male
John Dyer	England	Male
Jeanne Poirer Boivin	France	Female
Claude Monet	France	Male
William Morris	England	Male
Andy Warhol	American	Male
Georgia O'Keefe	America	Female
Frida Kahlo	Mexico	Female
Rosa Bonheur	France	Female
Walter Mason	Germany	Male
Maria Naita	Africa	Female
John Hutton	New Zealand	Male
Henry Moore	British	Male