





This is a copy of the bookmark we use in school to support reading strategies. Some children find it helpful to use the bookmark to help them keep track as they read, as well as using it to support reading and understanding.





Reading Activation


Look at the picture 


Chunk it out 

Synonym 

Skip over, go back and re-read 


Rich picture 

Be a detective 

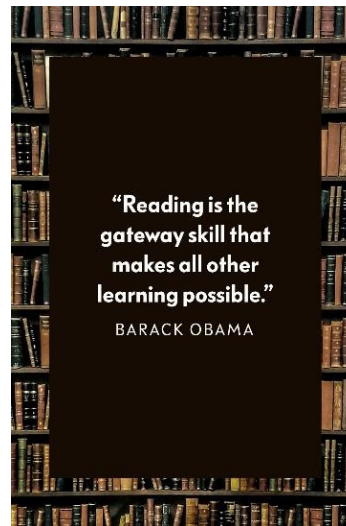
Underline in the text 

Your child can access a FREE e-book library by Oxford Owl using the link below. You will need to register for a FREE account.

<https://www.oxfordowl.co.uk/for-home/find-a-book/library-page/>



If you have any questions or would like any more advice on activities you can do at home please do not hesitate to ask.



## St Nicolas C of E Academy



### Reading Leaflet KS2

At St Nicolas C of E Academy, we encourage and value the time children spend on reading at home. The following leaflet is an aid to help you achieve successful reading time with your child.



## How can I support my child?

• Every child is provided with a reading book, to read at home but please also encourage your child to read all sorts of different texts, stories, comics, recipes etc.

### To gain the best results:

- Choose a time when you can relax and enjoy reading together
- Find a quiet place, if possible away from the television, music or computer
- Keep reading times short and fun
- Ask your child questions on what they have read

Discussing what has been read (books, comics, newspapers etc) is a really important part of reading.

Discuss by exploring questions beginning with

- What? Why? Where? When? How? Who? Then ask for their opinions on how they felt about the text.

- Who is the author?
- What other text have you read by this author?
- Who is the illustrator?
- What is the main character's name?
- Where is the setting? Which word tells you the setting is.....?
- Why did the main character say that?
- How did that make the character feel? Why?
- What do you think will happen next?
- What are the subheadings on this page?
- Use the index to find information on.....
- Which article was your favourite? Why? What would you change?

## Reading Strategies

- Use pictures to help
- Encourage children to return to favourite familiar books
- Encourage and praise
- Look for smaller words in a word e.g. yesterday=yes/ter/day
- Point to words as you or your child reads
- Sound out the first letter of the word they are struggling with

Be patient, but don't let them struggle on a word. Allow the child to miss it out and use the rest of the sentence to work it out and go back and re-read.



## Fluency Approach

This is a really useful strategy if your child needs to build their fluency (reading text accurately and quickly).

**Parent/Carer** – Read a chosen page first **to your child.** Stop at any words that might be challenging for your child to read and work them out together.

**Child** – Read the page your parent/carer has read out loud.

Doing this allows you to help your child to see how to use the strategies above and will allow them to read more fluently – giving them more time and energy to focus on reading for meaning, making it more enjoyable for them too!

## Developing Readers

- Wait for children to realise when the sentence they have read has not made sense. Don't stop them mid-flow. Wait to see if they realise their mistake at the end of the sentence and self correct.
- The best books for older readers are not necessarily leather bound and three inches thick! Many modern picture books contain beautiful illustrations, challenging plots and adventurous vocabulary.

Read to your child. Everyone loves to be told a good story, even if they can read themselves.



## Reading Homework



Please encourage your child to complete their weekly reading homework on Seesaw.