







	6 Outcomes		4 Outcomes		4 Outcomes	
Topic	Nuneaton my Town	UK Countries & Capitals	Great Fire of London	Transport	India	Habitats
Genre	Fiction from our literary heritage	Fiction from our Literary Heritage	Historical Setting	Fiction from our literary heritage/Picture Book	Traditional Tales – from India	Extended Story to challenge in preparation for KS2
Core Year Group Text	Dogger 	 Paddington and the Grand Tour		Mrs Armitage on Wheels 	Patan's Pumpkin 	The Enormous Crocodile 
Outcomes	Writing to Narrate Storytelling of finding Dogger at the Summer Fair	Writing to Describe Character description of Paddington Writing to Inform Write a non-chronological report on London landmarks	Writing to Inform Non-chronological report on the Great Fire of London	Writing to Describe Character description of Mrs Armitage	Writing to Describe Setting description from the story	Writing to Narrate Tell one of the stories of the Enormous Crocodile's attempts
Genre	Modern Fiction	Traditional Tale	Traditional Tale (Twisted)	Visual Literacy Fiction	Modern Fiction	Visual Literacy
Core Year Group Text	The Best Diwali Ever 	Elves and the Shoemaker 	True Story of The Three Little Pigs 	Literacy Shed – The Clock Tower 	The Dragon Machine 	Caterpillar's Shoes  (Literacy Shed video)
Outcomes	Writing to Instruct How to make a diva lamp Poetry National Poetry Day Firework Poems	Writing to Recount Letter to the shoemaker in role as one of the elves recounting the night's events	Write to Recount Write a diary to recount the events as one of the three little pigs.	Writing to Narrate Write the story to accompany the film	Writing to Instruct Instructions - How to build a Dragon machine	Writing to Recount Diary recount of the caterpillar's mission to find new owners for his shoes



English – Year Two

Spoken Language

Pupils should be taught to:

- listen and respond appropriately to adults and their peers
- ask relevant questions to extend their understanding and knowledge
- use relevant strategies to build their vocabulary
- articulate and justify answers, arguments and opinions
- give well-structured descriptions, explanations and narratives for different purposes, including for expressing feelings
- maintain attention and participate actively in collaborative conversations, staying on topic and initiating and responding to comments
- use spoken language to develop understanding through speculating, hypothesising, imagining and exploring ideas
- speak audibly and fluently with an increasing command of Standard English
- participate in discussions, presentations, performances, role play, improvisations and debates
- gain, maintain and monitor the interest of the listener(s)
- consider and evaluate different viewpoints, attending to and building on the contributions of others
- select and use appropriate registers for effective communication.

Reading – Word Recognition

Pupils should be taught to:

- continue to apply phonic knowledge and skills as the route to decode words until automatic decoding has become embedded and reading is fluent
- read accurately by blending the sounds in words that contain the graphemes taught so far, especially recognising alternative sounds for graphemes
- read accurately words of two or more syllables that contain the same graphemes as above
- read words containing common suffixes
- read further common exception words, noting unusual correspondences between spelling and sound and where these occur in the word
- read most words quickly and accurately, without overt sounding and blending, when they have been frequently encountered
- read aloud books closely matched to their improving phonic knowledge, sounding out unfamiliar words accurately, automatically and without undue hesitation
- re-read these books to build up their fluency and confidence in word reading.

Reading - Comprehension

Pupils should be taught to:

- develop pleasure in reading, motivation to read, vocabulary and understanding by:
 - listening to, discussing and expressing views about a wide range of contemporary and classic poetry, stories and non-fiction at a level beyond that at which they can read independently
 - discussing the sequence of events in books and how items of information are related
 - becoming increasingly familiar with and retelling a wider range of stories, fairy stories and traditional tales
 - being introduced to non-fiction books that are structured in different ways
 - recognising simple recurring literary language in stories and poetry
 - discussing and clarifying the meanings of words, linking new meanings to known vocabulary
 - discussing their favourite words and phrases
 - continuing to build up a repertoire of poems learnt by heart, appreciating these and reciting some, with appropriate intonation to make the meaning clear
- understand both the books that they can already read accurately and fluently and those that they listen to by:
 - drawing on what they already know or on background information and vocabulary provided by the teacher
 - checking that the text makes sense to them as they read and correcting inaccurate reading
 - making inferences on the basis of what is being said and done
 - answering and asking questions
 - predicting what might happen on the basis of what has been read so far
 - participate in discussion about books, poems and other works that are read to them and those that they can read for themselves, taking turns and listening to what others say
 - explain and discuss their understanding of books, poems and other material, both those that they listen to and those that they read for themselves.



English – Year Two

Writing - Transcription	Writing - Handwriting	Writing – Vocabulary, Grammar & Punctuation	Writing - Composition
<p>Pupils should be taught to:</p> <ul style="list-style-type: none"> ▪ spell by: ▪ segmenting spoken words into phonemes and representing these by graphemes, spelling many correctly ▪ learning new ways of spelling phonemes for which one or more spellings are already known, and learn some words with each spelling, including a few common homophones ▪ learning to spell common exception words ▪ learning to spell more words with contracted forms ▪ learning the possessive apostrophe (singular) [for example, the girl’s book] ▪ distinguishing between homophones and near-homophones ▪ add suffixes to spell longer words, including –ment, –ness, –ful, –less, –ly ▪ apply spelling rules and guidance, as listed in English Appendix 1 ▪ write from memory simple sentences dictated by the teacher that include words using the GPCs, common exception words and punctuation taught so far. 	<p>Pupils should be taught to:</p> <ul style="list-style-type: none"> ▪ form lower-case letters of the correct size relative to one another ▪ start using some of the diagonal and horizontal strokes needed to join letters and understand which letters, when adjacent to one another, are best left unjoined ▪ write capital letters and digits of the correct size, orientation and relationship to one another and to lower case letters ▪ use spacing between words that reflects the size of the letters. 	<p>Pupils should be taught to:</p> <ul style="list-style-type: none"> ▪ develop their understanding of the concepts set out in English Appendix 2 by: ▪ learning how to use both familiar and new punctuation correctly (see English Appendix 2), including full stops, capital letters, exclamation marks, question marks, commas for lists and apostrophes for contracted forms and the possessive (singular) ▪ learn how to use: <ul style="list-style-type: none"> ▪ sentences with different forms: statement, question, exclamation, command ▪ expanded noun phrases to describe and specify [for example, the blue butterfly] ▪ the present and past tenses correctly and consistently including the progressive form ▪ subordination (using when, if, that, or because) and co-ordination (using or, and, or but) ▪ the grammar for year 2 in English Appendix 2 ▪ some features of written Standard English ▪ use and understand the grammatical terminology in English Appendix 2 in discussing their writing. 	<p>Pupils should be taught to:</p> <ul style="list-style-type: none"> ▪ develop positive attitudes towards and stamina for writing by: ▪ writing narratives about personal experiences and those of others (real and fictional) ▪ writing about real events ▪ writing poetry ▪ writing for different purposes ▪ consider what they are going to write before beginning by: <ul style="list-style-type: none"> ▪ planning or saying out loud what they are going to write about ▪ writing down ideas and/or key words, including new vocabulary ▪ encapsulating what they want to say, sentence by sentence ▪ make simple additions, revisions and corrections to their own writing by: <ul style="list-style-type: none"> ▪ evaluating their writing with the teacher and other pupils ▪ re-reading to check that their writing makes sense and that verbs to indicate time are used correctly and consistently, including verbs in the continuous form ▪ proof-reading to check for errors in spelling, grammar and punctuation [for example, ends of sentences punctuated correctly] ▪ read aloud what they have written with appropriate intonation to make the meaning clear.